



1. Product Name
ProX Header®

2. Manufacturer
Brady Construction Innovations, Inc.
PO Box 188619
Sacramento, CA 95818-9998
(888) 475-7875
Fax: (818) 906-7325
www.ProXHeader.com

3. Product Description

BASIC USE

ProX Header® is a light gauge steel header that provides horizontal and vertical load support. This pre-engineered metal framing component is designed as a 1- or 2-piece steel header that can be used in lieu of 4- or 5- piece built-up (stud and track) headers in both interior and exterior applications, including door and window openings. It also works at any framed opening in the wall, such as an HVAC opening or other wall penetration.

ProX Header is made of 20, 18, 16 and 14 gauge (33, 43, 54 and 68 mil) galvanized steel complying with industry standard ASTM performance criteria for metal stud framing. Members fasten together with No. 8 (interior) or No. 10 (exterior) sheet metal screws (SMS). ProX Clips are internal and connect horizontal to vertical members, leaving a smooth framing substrate for drywall and finishing trades.

ProX Header has earned independent evaluation from ICC Evaluation Services verifying that ProX Header meets the 2006 International Building Code (IBC) and the 2007 California Building Code (CBC), which are considered the most stringent building codes in the country.

TYPES & SIZES

ProX Header - Outer Member - X 425 Series - (see product nomenclature/member designation)

- 1-piece light gauge metal header - ProX Header without ProX Insert
- Material thickness - 20, 18, 16 and 14 gauge (33, 43, 54 and 68 mil)



Metal stud framing reinvented for superior performance

- Width - 3 5/8", 4", 6" and 8" (92, 102, 152 and 203 mm)
- Length - 10' (3048 mm) length standard; custom lengths to order

ProX Insert - Insert Member - XT 162 Series - (see product nomenclature/member designation)

- 1-piece light gauge metal insert - ProX Insert
- Material thickness - 20, 18, 16 and 14 gauge (33, 43, 54 and 68 mil)
- Width - 3 5/8", 4", 6" and 8" (64, 92, 102, 152 and 203 mm)
- Length - 10' (3048 mm) length standard; custom lengths to order

ProX Clip - Internal Clip - ProX Clip Series - (see product nomenclature/member designation)

- 1-piece light gauge metal clip - Connects horizontal structural members to vertical jamb members
- Material thickness - 16 gauge (54 mil) - Installation = 2 ProX Clips per header
- Width - 3 5/8", 4", 6" and 8" (64, 92, 102, 152 and 203 mm)

ProX Header - Outer Member and Insert Member - XTC 425 Series - (see product nomenclature/member designation)

clature/member designation)

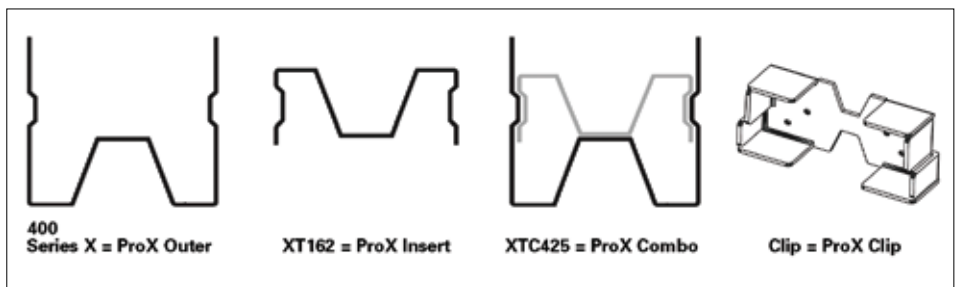
- 1-piece light gauge metal header - ProX Header - Combination = XTC
- 1-piece light gauge metal insert - ProX Insert - Combination = XTC
- Material thickness - 20, 18, 16 and 14 gauge (33, 43, 54 and 68 mil)
- Width - 3 5/8", 4", 6" and 8" (64, 92, 102, 152 and 203 mm)

COMPOSITION & MATERIALS

ProX Headers are manufactured using 20, 18, 16 and 14 gauge (33, 43, 54 and 68 mil) galvanized steel (G-60 coating), which complies with ASTM A653, ASTM C645, Grade 33 ksi or Grade 50 ksi. ProX Clips are manufactured using the 16 gauge (54 mil) steel described below. ProX members are installed using No. 8 and/or No. 10 sheet metal screws. Sheet metal screws must comply with SAE J78 or ASTM C954 standards or equal. All fasteners can be installed in clip-to-jamb or jamb-to-clip.

FINISHES

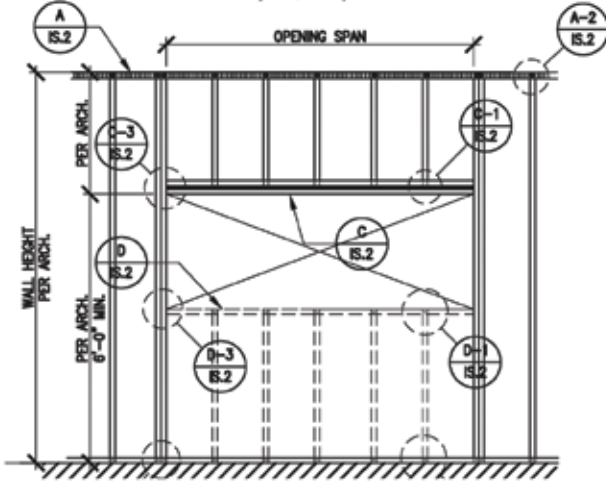
ProX Headers, ProX Inserts and ProX Clips are available with the following finish options:



ProX Header® sections and Internal Connection Clip

STEP 1 ~ Pre-Planning and Document Review

Review the project documents and determine the wall load performance criteria (i.e. 5psf, 10psf and /or L/360, L/240)



The above information can be sourced through the project documents, plans and specifications or RFI the "Architect / Engineer of Record"

- Galvanize G60 - Galvanized coating conforming to ASTM A1003. This coating weight is in accordance with the industry standard requirements of ASTM C955
- Galvanize G90 - Available by special order only and may result in additional cost and extended delivery times

BENEFITS

- The ProX Header shape is engineered to deliver superior strength with fewer pieces
- Easy, consistent installation - No welding required
- Superior strength at connection points - Internal ProX Clip design
- Improved load values in lighter gauge materials
- Straight cuts that deliver consistent and accurate fitting components
- Reduces field cutting, welding and trimming
- Consistent door and window header design for both interior and exterior metal framed openings
- Offers a flush framing substrate that provides a better quality drywall finish
- Easily insulates during the "work in progress"
- Pre-engineered; submittal data sheets available
- Easy unchanging inspection

LIMITATIONS

ProX Headers are in compliance with national and international building codes and are

approved for use in interior and exterior door and window openings. ProX Headers must be installed in accordance with ICC-ES-1765 or other specific use evaluation. ProX Headers may be used as an alternate in lieu of multi-piece, built-up, (stud and track) headers.

ACCESSORIES

Fasteners are sheet metal screws complying with ASTM C954 or SAE J78. Use No. 8 screws for interior applications and No. 10 screws for exterior applications. See ICC ESR-1765 online at www.ProXHeader.com for more details.

4. Technical Data

APPLICABLE STANDARDS

ASTM International

- ASTM A653/A653M Standard Specification for Steel Sheet, Zinc-Coated (Galvanized) or Zinc-Iron Alloy-Coated (Galvannealed) by the Hot-Dip Process
- ASTM A924/A924M Standard Specification for General Requirements for Steel Sheet, Metallic-Coated by the Hot-Dip Process
- ASTM A1003/A1003M Standard Specification for Steel Sheet, Carbon, Metallic- and Nonmetallic-Coated for Cold-Formed Framing Members
- ASTM C645 Standard Specification for Nonstructural Steel Framing Members
- ASTM C754 Standard Specification for Installation of Steel Framing Members to Receive Screw-Attached Gypsum Panel Products

- ASTM C954 Standard Specification for Steel Drill Screws for the Application of Gypsum Panel Products or Metal Plaster Bases to Steel Studs from 0.033 in. (0.84 mm) to 0.112 in. (2.84 mm) in Thickness
- ASTM C955 Standard Specification for Load-Bearing (Transverse and Axial) Steel Studs, Runners (Tracks), and Bracing or Bridging for Screw Application of Gypsum Panel Products and Metal Plaster Bases
- ASTM C1002 Standard Specification for Steel Self-Piercing Tapping Screws for the Application of Gypsum Panel Products or Metal Plaster Bases to Wood Studs or Steel Studs
- ASTM C1007 Standard Specification for Installation of Load Bearing (Transverse and Axial) Steel Studs and Related Accessories

ICC Evaluation Service, Inc (ICC-ES) - ICC-ES Evaluation Report ESR-1765

Society of Automotive Engineers (SAE) J78 Steel Self-Drilling Tapping Screws

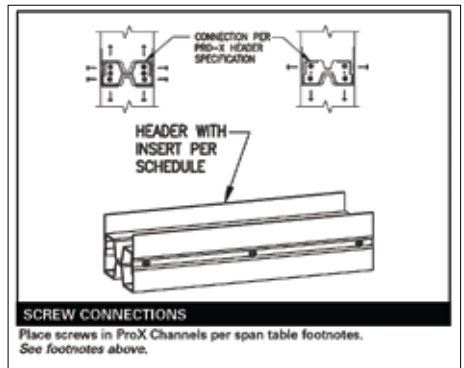
APPROVALS

- ProX Header and other ProX Members are engineered and "wet stamped" by Ficcadenti Waggoner and Castle, Consulting Structural Engineers
- ProX Header complies with the 2006 International Building Code® (IBC) as evaluated by ICC Evaluation Service, Inc. (ICC-ES) in ICC-ES Evaluation Report ESR-1765

Contact Brady Construction Innovations, Inc., for information concerning approvals by other code bodies, agencies and industry entities.

PHYSICAL/CHEMICAL PROPERTIES

- ProX Members (ASTM A653/A653M) - 14 - 16 gauges, Grade 50 with a minimum yield point of 50,000 psi (345 MPa)
- ProX Members (ASTM A653/A653M) - 18 - 25 gauges, Grade 33 with minimum yield point of 33,000 psi (228 MPa)



Internal ProX clip connections

- Minimum yield strength - 50 ksi for 14 and 16 gauge members; 33 ksi for 18 and 25 gauge members

FIRE RATING

ProX Header is acceptable for use in all U-400 and V-400 wall assemblies. Steel framing components do not support combustion. For a complete listing of UL approved fire-rated assemblies, contact the manufacturer or visit www.ProXHeader.com.

SOUND RATING

The inclusion of ProX Members does not add to or diminish from the standard STC sound rating published for drywall or other types of wall assemblies.

5. Installation

PREPARATORY WORK

Handle and store materials in accordance with manufacturer's instructions. Consult manufacturer for complete installation instructions.

METHODS

Install ProX Headers in accordance with manufacturer's instructions and ICC ESR-1765. Install ProX Headers level, plumb, square and to proper elevation. Install ProX Headers to gauge, width and length as indicated on shop drawings or approved submittals.

Cutting and trimming of ProX Headers and other ProX Members is permitted when they are installed in accordance with the manufacturer's printed literature and installation instructions.

Install ProX Headers with or without ProX Inserts to suit project requirements. Fasten ProX Headers to ProX Clips and ProX Inserts in accordance with manufacturer's instructions.

Ensure metal-to-metal connections are securely fastened with specified fasteners. Ensure gap between end of header and jamb is a maximum of 3/8" (9.5 mm) on each side. Protect installed structural metal headers from damage during construction.

BUILDING CODES

ProX Headers comply with the 2006 International Building Code, as well as with all U.S. national building codes. They are approved for use in interior and exterior door and window openings and must be installed in accordance with the manufacturer's published ProX Header ICC ESR-1765 evaluation report or other specific use evaluation. ProX Headers may be used as an alternate in lieu of multi-piece, built-up (stud and track) headers.

6. Availability & Cost

AVAILABILITY

ProX Header is sold and distributed by Dietrich Metal Framing. It is readily available through a network of sales, distribution and service centers strategically located throughout the U.S. and Canada. For the nearest location, call (888) 475-7875.

COST

Budget installed cost information may be obtained from the manufacturer upon request.

7. Warranty

Brady Construction Innovations, Inc., warrants that all products are free from defect at time of shipment and are manufactured in accordance with company and/or industry standards as applicable.

Brady Construction Innovations, Inc., shall not be liable for incidental and consequential damages, directly or indirectly sustained, nor for any loss caused by application of these goods not in accordance with current printed instructions or for other than the intended use.

Brady's liability is expressly limited to replacement of defective goods. Any claim shall be deemed waived unless made in writing to the company within thirty (30) days from date it was or reasonably should have been discovered.

8. Maintenance

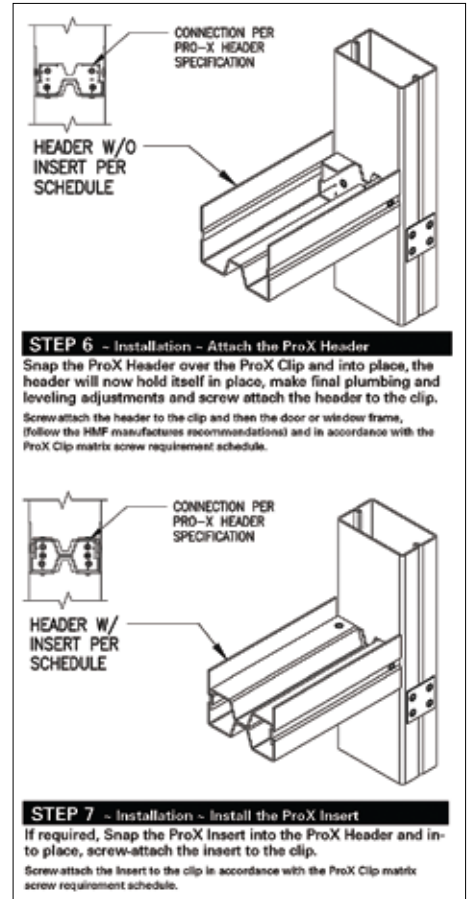
Steel components, when part of a properly designed and installed interior building system, require no specific maintenance.

9. Technical Services

Brady Construction Innovations is committed to providing complete technical support for its product lines and related installations. The company is very active in both design and construction of interior and exterior framed wall openings. Customer service and technical support staff are available by phone; call (888) 475-7875 or contact Dietrich Metal Framing at (412) 281-2805. Field support and jobsite visits are available upon request.

Additional information is available for download at the company's website, www.ProXHeader.com, including:

- ICC ESR-1765
- Architectural/engineering project submittal package
- Engineering evaluation report



Easy installation, smooth framing substrate

- Product identification - Nomenclature/member designation
- Section properties, effective properties and design data
- Complete door and window detail drawings
- CAD downloads
- Online member selector tool that includes design load tables/span tables/allowable uniform loads chart

10. Filing Systems

- SmartBuilding Index (SBI)
- MANU-SPEC®
- Additional product information is available from the manufacturer upon request.